

Product Specification 【产品规格书】	Document No.	PS-2022-01
Product Name 【产品名称】： 2.00mm Pitch 2022 Series Connector	Date Issued	2020/01/15
	Date Revised	2022/08/05
	Version	E

This specification is only referred to the 2022 series connector

### 索引 【INDEX】

1. 适用范围 【Scope】
2. 产品型号描述 【Product Description】
3. 材质与表面处理 【Material and Surface treatment】
4. 额定等级 【Ratings and applicable wires】
5. 测试方法及要求 【Test Methods and Requirements】
  - 5-1. 外观检查 【Examination of product】
  - 5-2. 电气性能 【Electrical Performance.】
  - 5-3. 机械性能 【Mechanical Performance】
  - 5-4. 环境性能及特殊要求 【Environmental Performance and Special Requirments】
6. SMT 回流条件 【SMT Reflow condition】
7. 测试组 【Test Group】

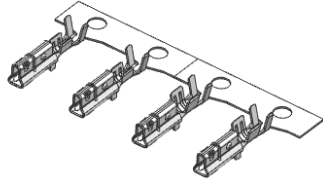
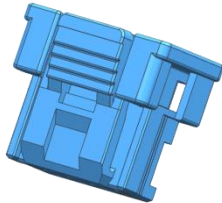
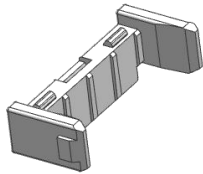
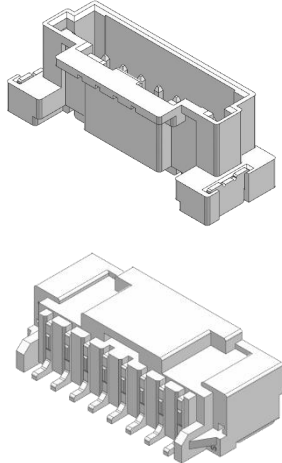
Product Specification 【产品规格书】	Document No.	PS-2022-01
Product Name 【产品名称】： 2.00mm Pitch 2022 Series Connector	Date Issued	2020/01/15
	Date Revised	2022/08/05
	Version	E

### 【1.适用范围 Scope】

此规格包括 2.00mm Pitch 2022 Series 连接器规格说明。

This Specification includes the 2.00mm Pitch 2022 Series Connector Specification.

### 【2.产品型号描述 Product Description】

产品名称 Part Name	产品料号 Part No.	产品图示 Picture
端子/Terminal	2022T-XXXX	
胶壳/Housing	2022H-XX-PTBK	
二次锁/TPA	C2022-XX-4TNC	
针座/Header	2008WRS-1*XX-XXXB05RRXXXQ 2008WVS-1*XX-XXXB05RRXXXQ	

Product Specification 【产品规格书】	Document No.	PS-2022-01
Product Name 【产品名称】： 2.00mm Pitch 2022 Series Connector	Date Issued	2020/01/15
	Date Revised	2022/08/05
	Version	E

### 【3.材质与表面处理 Material and surface treatment】

规格内容 Specification	材质 Materials	颜色/表面处理 Color/Surface treatment
端子/Terminal	磷铜/Phosphor Bronze	Under plate : Ni 40~120u"(1~3um) overall; Top plating: Sn 80~200u"(2~5um) overall
	高导铜/High conductivity copper	40~120u"(1~3um) Hot Tin Pre-plating
胶壳/Housing	PBT-GF15(UL 94V-0)	黑色 Black
二次锁/TPA	PA4T+GF(UL 94V-0)	本色 Natural
针座 Header	Housing	PA9T (UL 94V-0)
	PIN	黄铜/Brass
	Solder tab	黄铜/Brass
		Under plate : Ni 50~100u"(1.25~2.5um) overall; Top plating: Sn 100~200u"(2.5~5um) overall
		Under plate : Ni 50~100u"(1.25~2.5um) overall; Top plating: Sn 100~200u"(2.5~5um) overall

(上述参数请以工程图为准/Please Refer to the Project drawing for the above Specification)

### 【4. 额定等级 Ratings and applicable wires】

项目 Item	规格 Specification
额定电压 Rated Voltage	125V
额定电流 Rated Current	3A
使用温度范围 Ambient Temperature Range	高导铜/High conductivity copper: -40°C~+125°C 磷铜/Phosphor Bronze: -40°C~+105°C
适用线径 Applicable wire insulation O.D	22~24 AWG (0.35~0.22mm <sup>2</sup> ) 24~26 AWG (0.22~0.13mm <sup>2</sup> ) Insulation O.D. 1.50mm(Max.)

Product Specification 【产品规格书】	Document No.	PS-2022-01
Product Name 【产品名称】： 2.00mm Pitch 2022 Series Connector	Date Issued	2020/01/15
	Date Revised	2022/08/05
	Version	E

## 【5.测试方法及要求 Test Methods and Requirements】

### 5-1. 外观检查 Examination of product.

测试内容 Item	规格要求 Specification requirements	参考标准 Reference standard
5-1-1 产品外观检查 Visual Inspection	借助 10 倍放大镜对每一个试验样品进行检查，详细记录所有制造或材料的瑕疵，如：裂缝、变色、毛刺等。 Inspect each sample with a 10x magnification, recording all defects in all process or material defects such as cracks, discoloration, flash, etc.	USCAR-2 Rev.7 5.1.8

### 5-2. 电气性能 Electrical Performance.

测试内容 Item	规格要求 Specification requirements	参考标准 Reference standard
5-2-1 电路连贯性监控 Circuit Continuity Monitoring	电流的连续性监控间断不能超过 1us 不允许任何端子电阻超过 7 欧的时间大于 1us 的情况发生 There must be no loss of electrical continuity for more than 1 microsecond There must be no instance in which the resistance of any terminal pair exceeds 7.0 $\Omega$ for more than 1 microsecond	USCAR-2 Rev.7 5.1.9
5-2-2 干电路电阻 Dry Circuit Resistance	在环境后 $\leq 25m\Omega$ Final $\leq 25m\Omega$	USCAR-2 Rev.7 5.3.1
5-2-3 电压降 Voltage Drop	在环境后 $\leq 50mV$ Final $\leq 50mV$	USCAR-2 Rev.7 5.3.2
5-2-4 最大试验电流能力 Maximum test current capacity	在无风的封闭场所内搭建一个电路 温度：23 $\pm$ 5 $^{\circ}C$ (室温) 时间：等待 15 分钟（电流在输出时，电路的温度达到稳定） 温升：55 $^{\circ}C$ Create a circuit in a draft free environment Temperature :23 $\pm$ 5 $^{\circ}C$ (room temperature) Time: Wait at least 15 minutes for the circuit temperature to reach Steady State Temperature Rise: 55 $^{\circ}C$	USCAR-2 Rev.7 5.3.3

Product Specification 【产品规格书】	Document No.	PS-2022-01
Product Name 【产品名称】： 2.00mm Pitch 2022 Series Connector	Date Issued	2020/01/15
	Date Revised	2022/08/05
	Version	E

测试内容 Item	规格要求 Specification requirements	参考标准 Reference standard
5-2-5 电流循环 Current Cycling	1.测试电流为最大试验电流（测试项 5-2-4） 2.完成 1008 个循环 3.任何端子温升不超过 55℃ 4.干电路电阻 ≤25mΩ 1.Test current is maximum test current capacity (Item:5-2-4) 2.Complete 1008 cycles 3.The temperature rise must not exceed 55℃ at any time during the test for any terminal 4.Dry circuit resistance is less than or equal 25mΩ	USCAR-2 Rev.7 5.3.4
5-2-6 绝缘电阻 Insulation Resistance	将试验样品的所有接端交错连接成两组，再施加 500 VDC 电压测量绝缘电阻。绝缘电阻 >100 MΩ Apply 500 VDC voltage (desiccation bound) between all contacts connected together and a metal foil surrounding the housing. In addition, apply the voltage a different test sample to every two adjacent contacts. Insulation resistance >100 MΩ	USCAR-2 Rev.7 5.5.1

### 5-3. 机械的性能 Mechanical Performance.

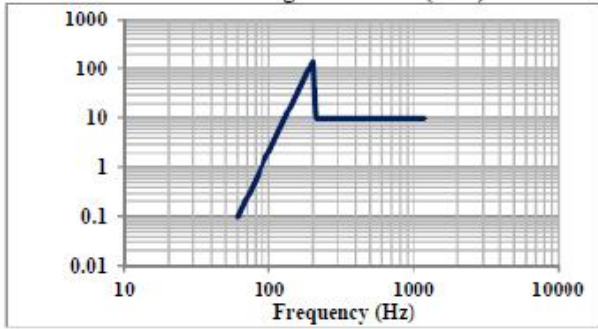
测试内容 Item	规格要求 Specification requirements	参考标准 Reference standard
5-3-1 连接器/端子循环 Connector and/or Terminal Cycling	完成每一对连接器或端子 10 次插拔 Completely mate and un-mate each connector or terminal pair 10 times	USCAR-2 Rev.7 5.1.7
5-3-2 端子到端子啮合/分离力 Terminal to Terminal Engage/Disengage Force	以不超过 50mm/min 的均匀速度插入-分离对配端子 注意接触面的任何磨损，不应暴露基材 Engage and disengage the mating terminals at a uniform rate not to exceed 50 mm/min No base material should be exposed	USCAR-2 Rev.7 5.2.1
5-3-3 连接器至连接器的配合/分离力（无机械辅助） Connector-Connector Mating/Unmating/ Retention Forces (non-assist)	组装所有适配组件，以 50mm/min 的均匀速度配合连接器，插入力 ≤75 N 以不超过 50mm/min 的均匀速度拔出配合的主锁被完全分离/禁用的连接器，拔出力 ≤75N Completely assemble all connector halves using all applicable components, mating the connectors at a uniform rate 50mm/min, Mating Force ≤75N Disengage the mating connectors that primary lock completely disengaged/disabled at a uniform rate not to exceed 50mm/min. Unmating Force ≤75N	USCAR-2 Rev.7 5.4.2 LV214-1 TG7 (Table 5)

Product Specification 【产品规格书】	Document No.	PS-2022-01
Product Name 【产品名称】： 2.00mm Pitch 2022 Series Connector	Date Issued	2020/01/15
	Date Revised	2022/08/05
	Version	E

		<p>注：组装所有适配组件，以 50mm/min 的均匀速度卡扣保持力（不含端子）不依 5.4.2.4 要求的&gt;110N 标准。该项标准依 LV214-1 TG7 执行（下表）。</p> <p>Note: All adaptive components shall be assembled, and the retaining force of the buckle (excluding terminals) shall not comply with 5.4.2.4 at a uniform speed of 50mm/min. 110 n. This standard is implemented according to LV214-1 TG7 (Table below).</p> <p>Table 5 – Positive-locking contact housing holding forces</p> <table border="1"> <thead> <tr> <th colspan="4">Positive-locking contact housing holding forces</th> </tr> <tr> <th rowspan="2">Contact size in mm</th> <th colspan="3">Number of pins</th> </tr> <tr> <th>1 to 2 pins</th> <th>3 to 6 pins</th> <th>&gt; 6 pins</th> </tr> </thead> <tbody> <tr> <td>0.5</td> <td>&gt; 40 N</td> <td>&gt; 50 N</td> <td>&gt; 60 N</td> </tr> <tr> <td>0.63 to 1.2</td> <td>&gt; 60 N</td> <td>&gt; 80 N</td> <td>&gt; 100 N</td> </tr> <tr> <td>&gt; 1.2 to 2.8</td> <td>&gt; 80 N</td> <td>&gt; 100 N</td> <td>&gt; 100 N</td> </tr> <tr> <td>&gt; 2.8 to 6.3</td> <td>&gt; 100 N</td> <td>&gt; 100 N</td> <td>&gt; 100 N</td> </tr> <tr> <td>&gt; 6.3</td> <td>&gt; 150 N</td> <td>&gt; 150 N</td> <td>&gt; 150 N</td> </tr> </tbody> </table>	Positive-locking contact housing holding forces				Contact size in mm	Number of pins			1 to 2 pins	3 to 6 pins	> 6 pins	0.5	> 40 N	> 50 N	> 60 N	0.63 to 1.2	> 60 N	> 80 N	> 100 N	> 1.2 to 2.8	> 80 N	> 100 N	> 100 N	> 2.8 to 6.3	> 100 N	> 100 N	> 100 N	> 6.3	> 150 N	> 150 N	> 150 N	
Positive-locking contact housing holding forces																																		
Contact size in mm	Number of pins																																	
	1 to 2 pins	3 to 6 pins	> 6 pins																															
0.5	> 40 N	> 50 N	> 60 N																															
0.63 to 1.2	> 60 N	> 80 N	> 100 N																															
> 1.2 to 2.8	> 80 N	> 100 N	> 100 N																															
> 2.8 to 6.3	> 100 N	> 100 N	> 100 N																															
> 6.3	> 150 N	> 150 N	> 150 N																															

测试内容 Item	规格要求 Specification requirements	参考标准 Reference standard
5-3-4 端子至连接器插入/保持力 Terminal-Connector Insertion/Retention Force	<p>端子以不超过 50mm/min 的均匀速度插入连接器 端子插入力 ≤15N 端子以不超过 50mm/min 的均匀速度拉出连接器 端子保持力(一次锁+二次锁) ≥40N</p> <p>The terminal straight into the connector at a uniform rate not to exceed 50 mm/min Insertion Force ≤15N Pull the terminal straight back from the connector at a uniform rate not to exceed 50mm/min, until pullout occurs. Retention Force (Primary+Secondary Lock) ≥40N</p>	USCAR-2 Rev.7 5.4.1
5-3-5 极性特征有效性 Polarization Feature Effectiveness	以错误的方向将公连接器插入母连接器,公母端子间不通电 Insert the male connector into the female connector in the wrong direction, and the male and female terminals are not electrical contact	USCAR-2 Rev.67

Product Specification 【产品规格书】	Document No.	PS-2022-01
Product Name 【产品名称】： 2.00mm Pitch 2022 Series Connector	Date Issued	2020/01/15
	Date Revised	2022/08/05
	Version	E

5-3-6	震动/机械冲击 Vibration/Mechanical Shock	<p>冲击：1.加速度 35g、脉宽 5~10ms、半正弦 2.每轴 10/次、6 个轴向 振动：三个相互垂直的轴中各进行 8 小时振动测试，使用 60-1200HZ 12.1grms 没有任何端子对的电阻在 1 微秒内超过 7.0Ω的情况发生 Shock： 1. Acceleration 35 g, Duration 5~10 ms,Half Sine Wave 2.Each axis 10/times ,6 axes. Vibration :8 hours of vibration test in each of the three vertical axes, using 60-1200 HZ 12.1grms Does not occur when the resistance of any terminal pair exceeds 7.0Ω within 1 microsecond.</p> <p style="text-align: center;"><b>Vibration Class V2 - On Engine Random (PSD)</b></p> 	USCAR-2 Rev.7 5.4.6
5-3-7	端板 Pin 针保持力 Header Pin Retention	保持力 ≥15N Retention force ≥15 N	USCAR-2 Rev.7 5.7.1

#### 5-4. 环境性能及特殊要求 Environmental Performance and Special Requirments.

测试内容 Item	规格要求 Specification requirements	参考标准 Reference standard
5-4-1 热冲击 Thermal Shock	<p>低温-40℃，高温+125℃ 低温保持 30 分钟，高温保持 30 分钟，高低温转换小于 30 秒，100 次循环，不能有任何端子电阻超过 7 欧的时间大于 1us 的情况发生 干电路电阻 ≤25mΩ；电压降 ≤50mV Min.temperature:-40℃,Max.temperature:+125℃ Cold soak for 30 min,Heat soak for 30 min,Transfer time&lt;30s, Cycles 100 times,There must be no instance in which the resistance of any terminal pair exceeds 7.0 Ω for more than 1 microsecond Dry Circuit Resistance ≤25mΩ; Voltage Drop ≤50mV</p>	USCAR-2 Rev.7 5.6.1

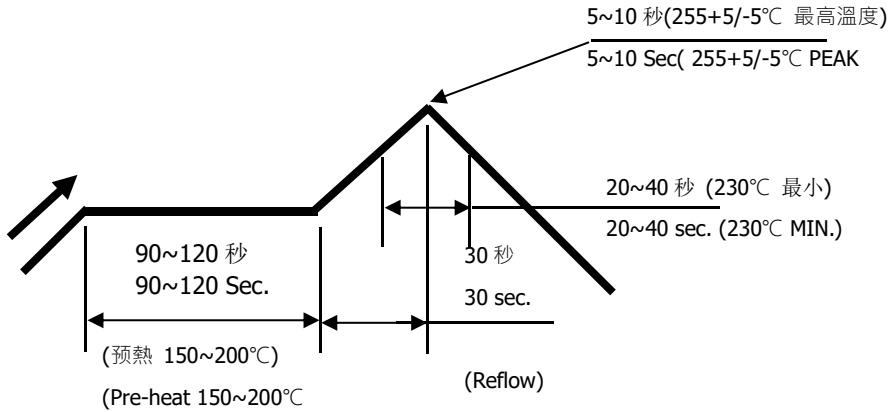
Product Specification 【产品规格书】	Document No.	PS-2022-01
Product Name 【产品名称】： 2.00mm Pitch 2022 Series Connector	Date Issued	2020/01/15
	Date Revised	2022/08/05
	Version	E

5-4-2	温度/湿度循环 Temperature/Humidity Cycling	温度变化幅度: -40°C to 125°C 时间: 温室内 5 小时内不能进行泄漏 湿度: (80-100)% 干电路电阻 $\leq 25\text{m}\Omega$ ; 电压降 $\leq 50\text{mV}$ 绝缘电阻 $> 100\ \text{M}\Omega$ 端子插入力 $\leq 15\text{N}$ 端子保持力(一次锁+二次锁) $\geq 40\text{N}$ Time: No leakage within 5 hours of greenhouse Temperature range : -40°C to 125°C Humidity : (80-100)% Dry Circuit Resistance $\leq 25\text{m}\Omega$ ; Voltage Drop $\leq 50\text{mV}$ Insulation resistance $> 100\ \text{M}\Omega$ Insertion Force $\leq 15\text{N}$ Retention Force (Primary+Secondary Lock) $\geq 40\text{N}$	USCAR-2 Rev.7 5.6.2
5-4-3	高温暴露 High Temperature Exposure	时间: 1008H, 温度: 125°C 干电路电阻 $\leq 25\text{m}\Omega$ ; 电压降 $\leq 50\text{mV}$ 端子插入力 $\leq 15\text{N}$ 端子保持力(一次锁+二次锁) $\geq 40\text{N}$ Time: 1008H, Temperature :125°C Dry Circuit Resistance $\leq 25\text{m}\Omega$ ; Voltage Drop $\leq 50\text{mV}$ Insertion Force $\leq 15\text{N}$ Retention Force (Primary+Secondary Lock) $\geq 40\text{N}$	USCAR-2 Rev.7 5.6.3
<b>测试内容</b> <b>Item</b>	<b>规格要求</b> <b>Specification requirements</b>	<b>参考标准</b> <b>Reference standard</b>	
5-4-4	焊锡耐热性 Resistance to Soldering Heat	焊接时间: 5~10 秒. 焊接温度: 255+5/-5°C. Soldering time:5~10 sec solder. Temperature:255+5/-5°C.	EIA-364-56



Product Specification 【产品规格书】	Document No.	PS-2022-01
Product Name 【产品名称】： 2.00mm Pitch 2022 Series Connector	Date Issued	2020/01/15
	Date Revised	2022/08/05
	Version	E

**【6. SMT 回流条件 SMT REFLOW CONDITION】**



温度条件曲线图/ 基板上温度

TEMPERATURE CONDITION GRAPH/ (TEMPERATURE ON BOARD PATTERN SIDE)

注记: 由于 P.C 板等焊接装置改变条件,所以请预先用自己的装置检查回流焊的条件.

Notes: Please check the reflow soldering condition by your own devices beforehand. Because the condition changes by the soldering devices, P.C. boards, and so on.

Product Specification 【产品规格书】	Document No.	PS-2022-01
Product Name 【产品名称】： 2.00mm Pitch 2022 Series Connector	Date Issued	2020/01/15
	Date Revised	2022/08/05
	Version	E

## 【7.测试组 Test Group】

流程图	端子机械测试	电气性能	连接器机械测试				
			端子至端子的啮合/分离力	最大电流/电流循环	端子至连接器的插入/保持力	连接器至连接器的配合/分离力	极性特征
参考标准	测试序列						
USCAR-2	序列 ID	A	B	C	D	E	F
	测试样品	10	10	10	15	10	10
5.1.7	连接器/端子循环		2				
5.1.8	外观检查	1、3	1、5	1、3	1、3	1、3	1、3
5.2.1	端子至端子的啮合/分离力	2					
5.3.3	最大试验电流能力		3				
5.3.4	电流循环		4				
5.4.1	端子至连接器的插入/保持力			2			
5.4.2	连接器至连接器的配合/分离力 (无机械辅助)				2		
5.4.4	极化特征效果					2	
5.7.1	板端 Pin 针保持力						2

说明:

准备的样品应与适用于生产的说明一致，应随机从当前生产中选取

Product Specification 【产品规格书】	Document No.	PS-2022-01
Product Name 【产品名称】： 2.00mm Pitch 2022 Series Connector	Date Issued	2020/01/15
	Date Revised	2022/08/05
	Version	E

流程图		连接器系统电性能测试顺序				
参考标准	测试序列	冲击 振动	冲击 热	温度/湿度 循环	高温 暴露	焊锡耐热性
USCAR-2 或 EIA-364	序列 ID	G	H	I	J	K
	测试样品	10	10	10	10	5
5.1.8	外观检查	1、7	1、7	1、8	1、7	1、3
5.1.7	连接器/端子循环	2	2	2	2	
5.1.9	电路连贯性监控	4	4			
5.3.1	干式电路电阻	3、5	3、5	3、5	3、5	
5.3.2	电压降	6	6	6	6	
5.4.1	端子至连接器的插入/保持力			9	8	
5.4.6	振动/机械冲击	4				
5.5.1	绝缘电阻			7		
5.6.1	热冲击		4			
5.6.2	温度/湿度循环			4		
5.6.3	高温暴露				4	
EIA-364-56	焊锡耐热性					2

注释：

- (1) 环境温度等级 T3: -40°C to 125°C。
- (2) 振动等级 V2
- (3) 本产品适用于线缆选用 AWG 22 (0.35mm<sup>2</sup>) 。