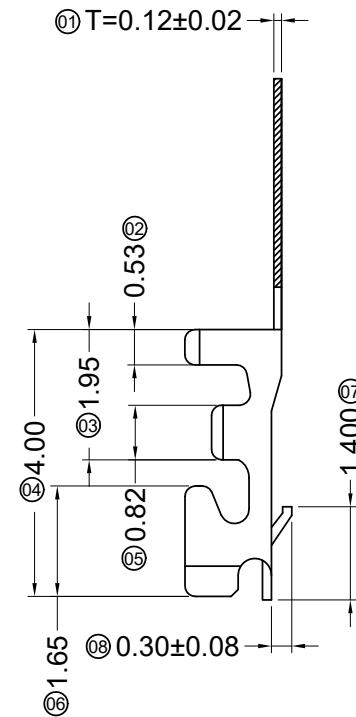
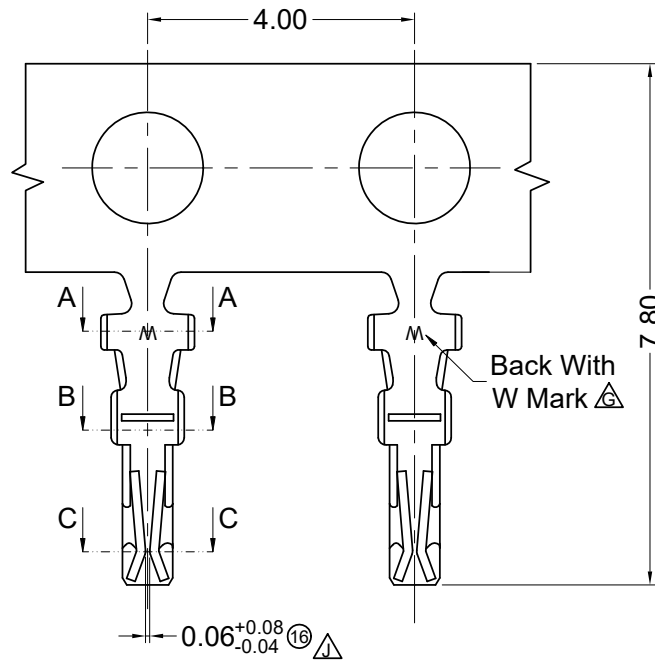


RoHS

This products can apply to the SWB Doc NO. QA-3-04-005 of Environmental&Material Management Rules



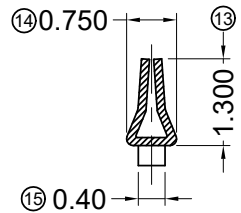
Specifications :

- Voltage rating: 50V AC / DC
- Current rating: 1A AC / DC
- Withstanding voltage: 500V AC/minute
- Temperature range: -25°C~+85°C
- Insulation resistance: ≥100MΩ
- Contact resistance: ≤20mΩ
- After environmental testing: ≤40mΩ

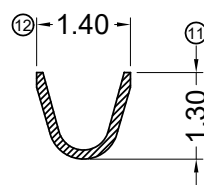
1002 T X-P XX X-X

① ② ③ ④ ⑤ ⑥ ⑦

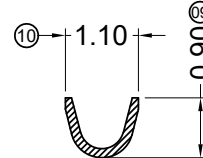
- ① Series Number
- ② Category: T-terminal
- ③ Shape: Blank-ordinary
- ④ Material: P-Phosphor bronze
- ⑤ Plating Code:  
V\*\*-All Gold-Plated ; \*01-Gold Flash ; \*03-3u"Au  
SN-Bright tin plating
- ⑥ Plating method:  
Blank-Stamping before plating  
B-Plating before stamping
- ⑦ Mold No./Mark/Special No.



SECTION C-C  
SCALE 1:1



SECTION A-A  
SCALE 1:1



SECTION B-B  
SCALE 1:1



1002T-PV03				Stamping Before Pating:30u" Ni;Whole Gold :3u" Min.	
1002T-PV01	Phosphor Bronze	AWG#28-32	0.80mm(Max)	Stamping Before Pating:30u" Ni;Whole Gold :Gold Flash	1002H
1002T-PSN				Stamping Before Pating:30u" Ni;70u"Sn	
PART NO	Material	Wire Range	Insulation O.D.	Finish	Used In SWB Housing

2021/03/01	J	EN20210301002	Change the size tolerance of the clamp	Xue	Robing
2020/03/14	H	EN20200314001	Update Drawing Frame	Wzbin	Robing
2018/10/10	G	EN20181010004	Add W mark	Joshua	Smarm
DATE	REV	ECN NO	DESCRIPTION	MODIFY	APPROVAL

GENERAL TOLERANCE	
.X	±0.30
.XX	±0.20
.XXX	±0.10
X.°	±2°
PROJECT	

**东莞市思索连接器有限公司**  
**SWB CONNECTORS CO.,LTD**

APPROVAL	CHECK	DRAWN	DATE
		Allen	2013/08/31

PART NO. 1002T-PXXX				
TITLE 1.00 mm Crimp Style Connectors				
UNIT	SCALE	SHEET	REV	NUMBER
mm	1:1	1/1	J	A-014

RoHS

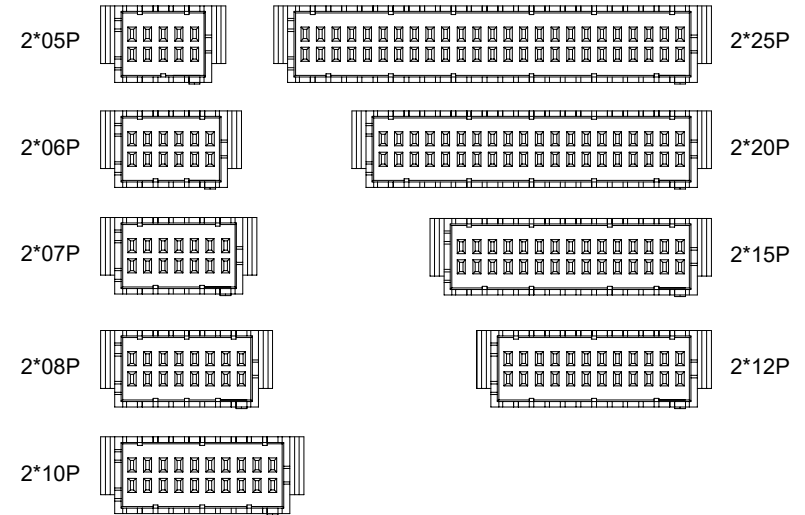
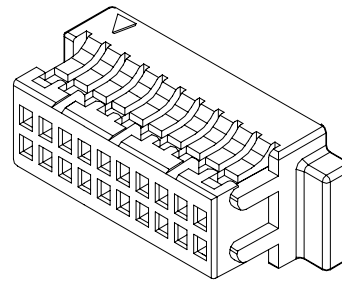
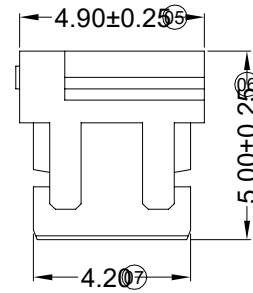
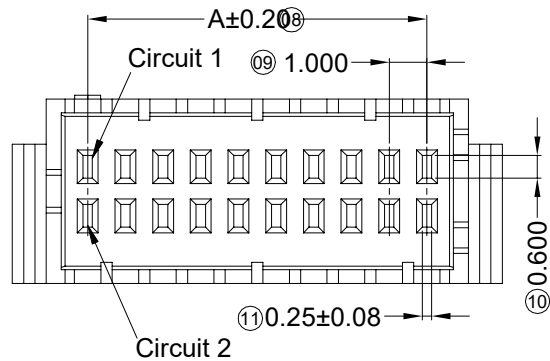
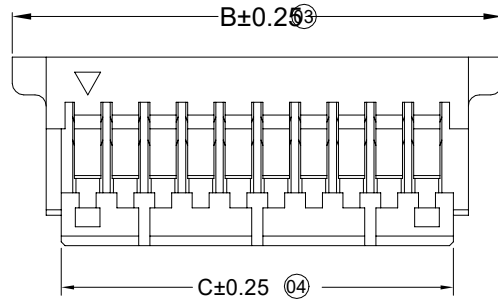
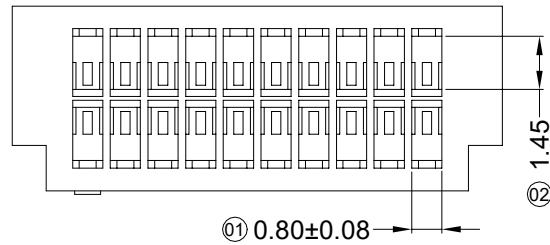
This products can apply to the SWB Doc NO. QA-3-04-005 of Environmental&Material Management Rules

■ Specifications :

- Voltage rating: 50V AC / DC
- Current rating: 1A AC / DC (AWG#28-30)  
0.5A AC / DC (AWG#32)
- Withstanding voltage: 500V AC/minute
- Temperature range: -25°C~+85°C
- Insulation resistance: ≥100MΩ
- Contact resistance: ≤20mΩ
- After environmental testing: ≤40mΩ
- Suitable SWB Terminal: 1002T
- Mates With SWB Wafer: 1002W

1002 H X-2\*XX E-N0 XX XX  
① ② ③ ④ ⑤ ⑥ ⑦ ⑧

- ① Series No.
- ② Category: H-HSG
- ③ Welding Board Angle: Blank-ordinary
- ④ Row No.-Pin No.: 2\*XX-Double row
- ⑤ Special No.: E-Have ears
- ⑥ Material: N0-PA66 94V-0
- ⑦ HF-Halogen Free
- ⑧ Color: Blank-natural color



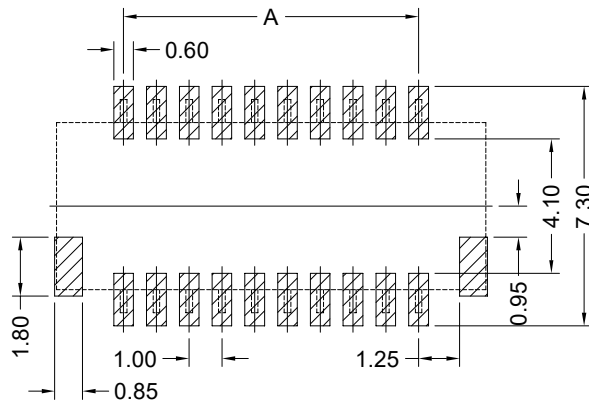
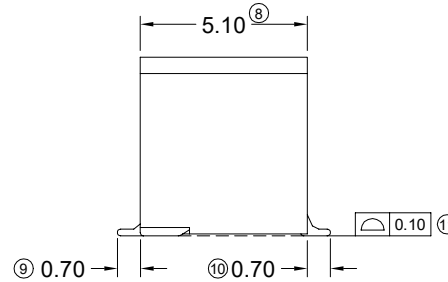
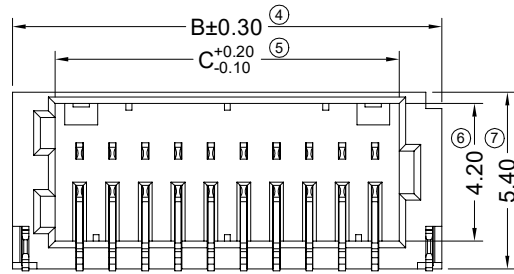
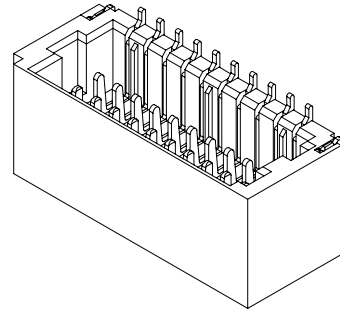
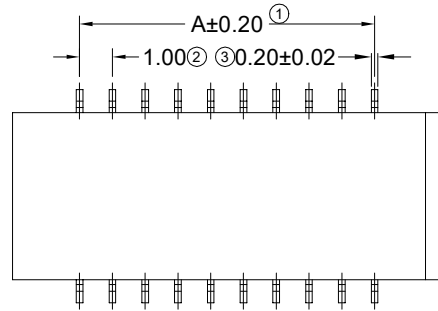
Poles	Dimensions(mm)			Poles	Dimensions(mm)		
	A	B	C		A	B	C
2*05	4.00	8.00	5.40	2*12	11.00	15.00	12.40
2*06	5.00	9.00	6.40	2*15	14.00	18.00	15.40
2*07	6.00	10.00	7.40	2*20	19.00	23.00	20.40
2*08	7.00	11.00	8.40	2*25	24.00	28.00	25.40
2*10	9.00	13.00	10.40				

					GENERAL TOLERANCE .X ±0.30 .XX ±0.20 .XXX ±0.10 X.° ±2°				东莞市思索连接器有限公司 SWB CONNECTORS CO.,LTD				PART NO. 1002H-2*XXE-N0HF								
					APPROVAL Smark				CHECK Guo				DRAWN Yu wei				DATE 2017/10/13				
					PROJECT 								TITLE 1.00mm Crimp Style Connectors								
													UNIT mm								
													SCALE 1:1								
													SHEET 1/1								
													REV A								
													NUMBER A-022								

2013/12/02	B		Add Pillars to PIN center distance	Jova	
DATE	REV	ECN NO.	DESCRIPTION	MODIFY	APPROVAL

RoHS

This products can apply to the SWB Doc NO. QA-3-04-005 of Environmental&Material Management Rules



Recommad PCB Layout

Specifications :

- Voltage rating: 50V AC / DC
- Current rating: 1A AC / DC
- Withstanding voltage: 150V AC/minute
- Temperature range: -25°C~+85°C
- Insulation resistance: ≥100MΩ
- Contact resistance: ≤20mΩ
- After environmental testing: ≤40mΩ
- Material(Pin ): Copper Alloy
- Material( Solder Tabs): Copper Alloy
- Mates With SWB Housing: 1002H-2\*XXE

1002 W R S-2\*XX X-LP V01 XX

① ② ③ ④ ⑤ ⑥ ⑦ ⑧ ⑨

- ① Series No.
- ② Category: W-wafer
- ③ Welding Board Angle: R- Right Angle 90°
- ④ Welding Way: S-SMT
- ⑤ Row No.-Pin No.: 2\*XX-Double Row
- ⑥ Special No.
- ⑦ Material: LP-LCP 94V-0
- ⑧ Plating Category: V01-Gold Flash ;
- ⑨ Color: Blank-natural color



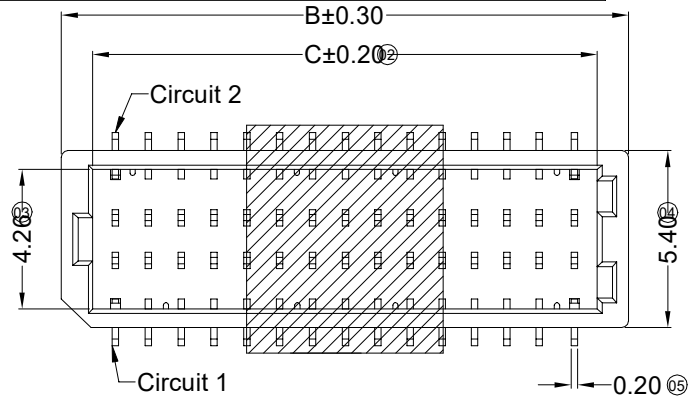
Poles	Dimensions(mm)		
	A	B	C
2*05	4.00	8.10	5.50
2*10	9.00	13.10	10.50
2*15	14.00	18.10	15.50
2*20	19.00	23.10	20.50
2*25	24.00	28.10	25.50

					<p>GENERAL TOLERANCE</p> <p>.X ±0.30</p> <p>.XX ±0.20</p> <p>.XXX ±0.10</p> <p>X.° ±2°</p>				<p>东莞市思索连接器有限公司</p> <p>SWB CONNECTORS CO.,LTD</p>				<p>PART NO.</p> <p>1002WRS-2*XX-LPV01</p>												
					<p>APPROVAL</p> <p>Smak</p>				<p>CHECK</p> <p>Smak</p>				<p>DRAWN</p> <p>sylvia</p>				<p>DATE</p> <p>2019/01/22</p>				<p>TITLE</p> <p>1.00 mm Crimp Style Connectors</p>				
2013/12/02	B		Add Pillars to PIN center distance	Jova													UNIT	SCALE	SHEET	REV	NUMBER				
DATE	REV	ECN NO.	DESCRIPTION	MODIFY	APPROVAL	PROJECT								mm	1:1	1/1	A	A-064							



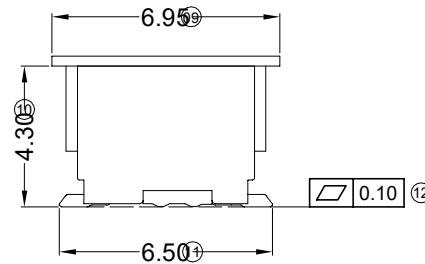
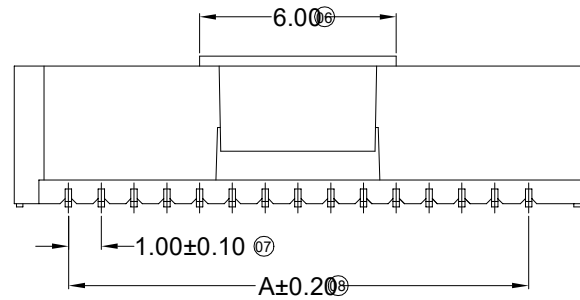
RoHS

This products can apply to the SWB Doc NO. QA-3-04-005 of Environmental&Material Management Rules



■ Specifications :

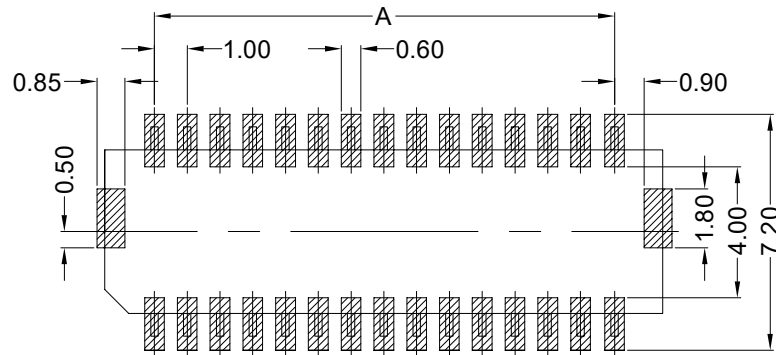
- Voltage rating: 50V AC / DC
- Current rating: 1A AC / DC
- Withstanding voltage: 500V AC/minute
- Temperature range: -25°C~+85°C
- Insulation resistance: ≥100MΩ
- Contact resistance: ≤20mΩ
- After environmental testing: ≤40mΩ



1002 W V S-2\*XX A-LP V01 XX

① ② ③ ④ ⑤ ⑥ ⑦ ⑧ ⑨

- ① Series No.
- ② Category: W-wafer
- ③ Welding Board Angle: V-180°
- ④ Welding Way: S-SMT
- ⑤ Row No.-Pin No.: 2\*XX-Double Row
- ⑥ Plug the Pin & Special No.: A-A Type
- ⑦ Material: LP-LCP 94V-0
- ⑧ Planting Category: V01-All Gold Flash
- ⑨ Color: Blank-natural color



Recommend PCB Layout  
General Tolerance±0.05

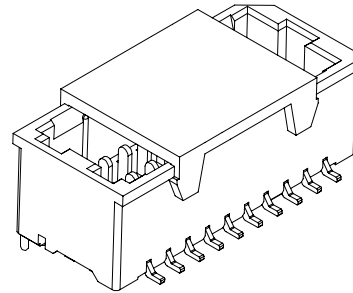
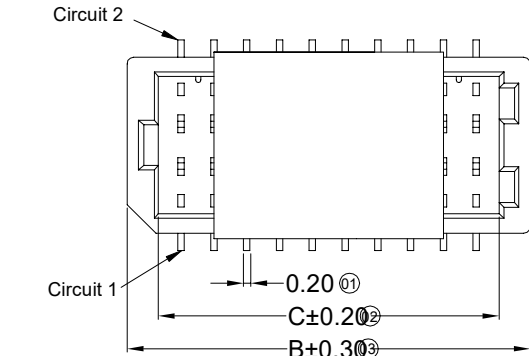
Poles	Dimensions(mm)			Poles	Dimensions(mm)		
	A	B	C		A	B	C
2*05	4.00	7.30	5.40	2*15	14.00	17.30	15.40
2*06	5.00	8.30	6.40	2*20	19.00	22.30	20.40
2*08	7.00	10.30	8.40	2*25	24.00	27.30	25.40
2*10	9.00	12.30	10.40				

1002WVS-2*XXA-LPV01	LCP UL 94V-0	Brass	Gold-Flash	Tin-Plated
PART NO	Material(Wafer And Cap)	Material(Pin And Solder Tabs)	Finish(Pin)	Finish(Solder Tabs)

					GENERAL TOLERANCE .X ±0.30 .XX ±0.20 .XXX ±0.10 X.° ±2°				东莞市思索连接器有限公司 SWB CONNECTORS CO.,LTD				PART NO. 1002WVS-2*XXA-LPV01												
					APPROVAL Kim Huang				CHECK Jova Lau				DRAWN sylvia				DATE 2015/05/11				TITLE 1.00mm Crimp Style Connectors				
2013/12/02	B		Add Pillars to PIN center distance	Jova						UNIT	SCALE	SHEET	REV	NUMBER											
DATE	REV	ECN NO.	DESCRIPTION	MODIFY	APPROVAL						mm	1:1	1/1	A	A-106										

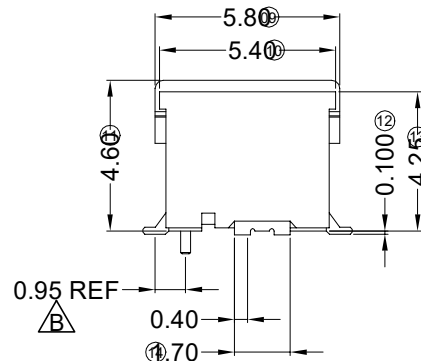
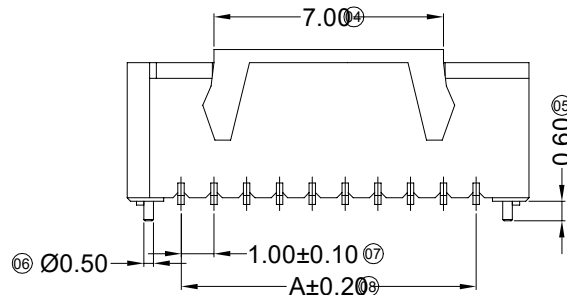
RoHS

This products can apply to the SWB Doc NO. QA-3-04-005 of Environmental&Material Management Rules



■ Specifications :

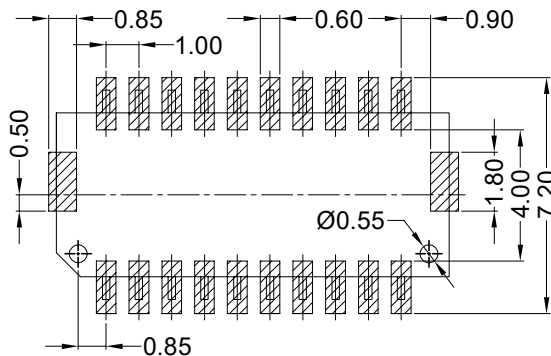
- Voltage rating: 50V AC / DC
- Current rating: 1A AC / DC
- Withstanding voltage: 500V AC/minute
- Temperature range: -25°C~+85°C
- Insulation resistance: ≥100MΩ
- Contact resistance: ≤20mΩ
- After environmental testing: ≤40mΩ



1002 W V S-2\*XX S-6T XX XX

(11) (12) (13) (14) (15) (16) (17) (18) (19)

- (11) Series No.
- (12) Category: W-wafer
- (13) Welding Board Angle: V-180°
- (14) Welding Way: S-SMT
- (15) Row No.-Pin No.: 2\*XX-Double
- (16) Plug the Pin & Special NO. S-With positioning column
- (17) Material: 6T-PA6T 94V-0
- (18) Planting Category: V\*\*:All Gold-Plated \*01-Gold Flash SN-Bright tin plating 70-120u"
- (19) Color: Blank-natural color



Recommant PCB Layout  
General Tolerance±0.05



Poles	Dimensions(mm)			Poles	Dimensions(mm)		
	A	B	C		A	B	C
10	4.00	7.30	5.40	30	14.00	17.30	15.40
12	5.00	8.30	6.40	34	16.00	19.30	17.40
16	7.00	10.30	8.40	40	19.00	22.30	20.40
18	8.00	11.30	9.40	50	24.00	27.30	25.40
20	9.00	12.30	10.40	60	29.00	32.30	30.40
24	11.00	14.30	12.40				

1002WVS-2*XXS-6TSN	Nylon 6T UL 94V-0	Brass Or Phosphor Bronze	Tin-Plated	1002H
1002WVS-2*XXS-6TV01	Nylon 6T UL 94V-0	Brass Or Phosphor Bronze	Gold-Flash	
PART NO	Material(Wafer And Cap)	Material(Pin And Solder Tabs)	Finish(Pin And Solder Tabs)	Mates With SWB Housing

DATE		REV	ECN NO.	DESCRIPTION	MODIFY	APPROVAL	PART NO. 1002WVS-2xXXS-6TXX				TITLE 1.00mm Crimp Style Connectors				
2013/12/02		B		Add Pillars to PIN center distance	Jova	Jova	PART NO. 1002WVS-2xXXS-6TXX				TITLE 1.00mm Crimp Style Connectors				
DATE		REV	ECN NO.	DESCRIPTION	MODIFY	APPROVAL	APPROVAL	CHECK	DRAWN	DATE	UNIT	SCALE	SHEET	REV	NUMBER
							Kim Huang	Jova Lau	Allen	2013/08/31	mm	1:1	1/1	B	A-084



东莞市思索连接器有限公司

SWB CONNECTORS CO.,LTD

APPROVAL  
Kim Huang

CHECK  
Jova Lau

DRAWN  
Allen

DATE  
2013/08/31

UNIT: mm  
SCALE: 1:1  
SHEET: 1/1  
REV: B  
NUMBER: A-084